

NEW from Altech


Ultra Capacitor Modules

DC/UPS Systems


Altech Corp.[®]



J. Schneider



Custom application shown



Custom solution shown



Traditional lead-acid batteries rely on aging technology and toxic chemicals for energy storage. While adequate for many applications, they have limitations for emerging applications that require safe, dependable, quick-back up power, over long periods of time. Ultracapacitors in DC-UPS applications, ensure that critical information and functions are available when supply voltage dips, sags, drops out or surges, or during a battery changeover. Working in conjunction with a complementary power supply, Ultracapacitors modules reliably supply energy in peak power demand conditions, short power outages and reducing stress on the primary power supply and extending its usable life.

Benefits

- Environmentally safe
- Virtually maintenance free
- Operating temperature range -40°C to +65°C
- Higher power vs. batteries
- No toxic chemicals
- Lasts up to 15 years
- Higher energy vs. electrolytic capacitors
- Resists shock and vibration

Applications



- Assembly Production
- Electronic Automation
- Molding Machines
- Automotive Industry
- Plastic Packaging
- Feeding Systems, Stall Facilities
- Steel Productions
- Textile Machinery Construction
- Photovoltaik / Inverter
- Packaging Machines



- Wind Turbines
- Disability Assistance
- Tunneling Machines
- Switchgear Production
- Automation
- Stations Control Technology
- Machinery Construction
- Rail Vehicles
- Water Supply
- Drilling Systems Woodwork

Altech Corp.[®]

Contact Altech today.
908.806.9400 | www.altechcorp.com



C-TEC Ultra capacitor module

The DC- buffer module of the series C-TEC works with ultra-capacitors as energy storage inside the housing. These capacitors are charged by an external regulated DC-power supply in normal operation. In case of an interruption of the DC-power supply the energy of the capacitors is released. The load is supplied by the buffer module until it is discharged. The back-up time depends on the state of charge of the capacitors and on the discharge current.

Cat. No.	prim. V	sec. V	output A	imax* A	energy Ws
C-TEC 2403-1	24	24	3	6	1000
C-TEC 2405-5	24/12	24/12	5	7	5000
C-TEC 2410-10	24/12	24/12	10	10	10000
C-TEC 2420-8	24	24	20	20	8000
C-TEC 2440-4P	24	24	40	40	4000
AC-TEC 2403-1	115 – 230 VAC	24	3	1.5xIA	1000
AC-TEC 2420-8	3 x 340 – 550 VAC	24	20	1.5xIA	8000



Capacitor Extension Module

The CEM-Module is used to increase the back-up energy of the C-TEC series. The charging and discharging of the extension module is monitored and controlled by the C-TEC.

Cat. No.	nominal voltage V DC	sec. V DC	output A	imax* A	energy Ws
CEM 1	24	24	3	3	1kJ, 1000Ws
CEM 2	24	24	3	3	2kJ, 2000Ws
CEM 8	24	24	20	20	8kJ, 8000Ws
CEM 16	24	24	20	20	16kJ, 16000Ws



AKKUTEC DC-UPS Buffer Unit (without batteries)


The battery buffered DC power supply is working according the stand-by parallel mode and ensures in connection with a lead-acid battery a safe continuous DC power supply during a determined time interval in case of mains failure. The total output current is shared between supply of the loads and charging of the buffer unit.

Cat. No.	prim. V	sec. V	output A
AKKUTEC 2402	115 - 230	24	2
AKKUTEC 2405	115-230	24	5
AKKUTEC 2412	230	24	12
AKKUTEC 2440	3x400	24	44



paraTEC Monitoring Software

24 V DC output voltage



Available Software

85-265 V AC input voltage
90-250 V DC input voltage